

Servant Mindset



**Georgia Department of
Juvenile Justice**

Tyrone Oliver, *Commissioner* | **Sandra Heath Taylor**, *Chair, Board of Juvenile Justice*

TABLE OF CONTENTS

A Brief Look at FY2022 Accomplishments.....	3
What DJJ Does and Why It Is Important.....	4
Division of Financial Services.....	5
Division of Secure Facilities.....	6
Division of Community Services.....	11
Division of Treatment and Care.....	14
Division of Education.....	18
Office of Professional Development & Standards.....	20
Office of the Ombudsman.....	22
Division of Administrative Services.....	23





The Division of Administrative Services applied for and was awarded **\$126,459** from Georgia Criminal Justice Coordinating Council (CJCC) to assist with creating a training program to address youth mental health engagement, a Crisis Intervention Team (CIT), Virtual Training Systems, and Mental Health First Aid Training, collectively named Mental Health Training Suites (MHTS).



DJJ School System youth earned **44** high school diplomas and **36** GED diplomas.



The Division of Community Services provided residential placement services to an average of **164** juvenile justice-involved youth monthly within a total of **55** residential locations statewide.

The Georgia Department of Juvenile Justice is a multi-faceted agency that serves the state's youthful offenders' needs up to the age of **21**.



19 RYDCs | **6** YDCs

3,400

Funded Positions

25

Secure Facilities

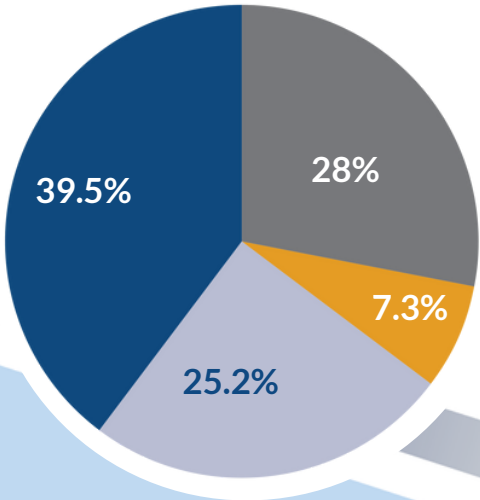
78

**Community Service
Offices**



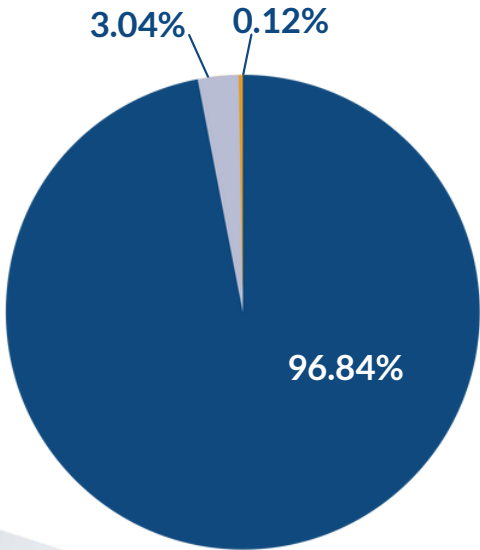
BUDGET BY PROGRAM
FY2022 - \$353,604,454

Community Services	\$98,585,718
Department Administration	\$24,711,405
Secure Commitment (YDCs)	\$89,729,213
Secure Detention (RYDCs)	\$140,578,118
Total Funds	\$353,604,454



BUDGET BY FUNDING SOURCE
FY2022 - \$353,604,454

State Funds	\$342,430,746
Federal Funds	\$10,760,962
Other	\$412,746
Total	\$353,604,454



The Division of Secure Facilities was selected as one of four cohorts to participate in Georgetown University’s Ending Isolation in Youth Facilities Certificate Program.

The capstone project will be designed to develop a culture of safety and well-being .



Department of Juvenile Justice Secure Facility Type

	Regional Youth Detention Center	Youth Development Campus
Duration	Short-term	Long-term
Reason for Stay	Pre-adjudicated, Awaiting Placement, Superior Court - awaiting trial	Post-adjudicated, Designated Felon, Superior Court - awaiting transfer
Average Age Range of Youth	15/16 years of age	17+ years of age
Average Range of Length of Stay	3 days - 3 months	1-3 years
Total Bed Capacity	1204	596
Operational Bed Capacity	1104	415
Avg. Daily Population (FY22)	736.5	233.6



FY2022 RYDC Admissions, Releases, and Average Daily Population by Month

RYDC FY2022	Month	Monthly Admissions		Monthly Releases		Monthly Average Daily Population
		Number	%Total	Number	%Total	ADP
2021	7	416	6.81%	411	6.68%	684.2
2021	8	470	7.69%	453	7.36%	723.3
2021	9	541	8.85%	511	8.30%	723.6
2021	10	530	8.67%	533	8.66%	763.2
2021	11	483	7.90%	528	8.58%	709.3
2021	12	498	8.15%	486	7.89%	755.9
2022	1	467	7.64%	432	7.02%	771.5
2022	2	561	9.18%	560	9.10%	710.9
2022	3	608	9.95%	642	10.43%	776.6
2022	4	519	8.49%	504	8.19%	748.3
2022	5	546	8.93%	553	8.98%	799.6
2022	6	472	7.72%	544	8.84%	730.6
Totals		6,111	100%	6,157	100%	736.5



FY2022 RYDC Population by Most Serious Offense, Age, and Gender

Offense Classification Gender: Male	Age												Total Males
	10	11	12	13	14	15	16	17	18	19	20	21	
Public Order ¹	1	1	13	37	99	186	243	176	13	4			773
Property ²		1	7	45	151	244	339	269	31	12	1		1100
Violent ³	2	5	19	66	137	254	431	418	87	29	8	4	1460
Violent Sex ⁴		2	4	23	33	57	74	54	17	4			268
VOP/VOAC/VOAP ⁵			3	7	29	53	71	70	19	5			257
Grand Total	3	9	46	178	449	794	1158	987	167	54	9	4	3858

Offense Classification Gender: Female	Age												Total Females
	11	12	13	14	15	16	17	18	19	20			
Public Order ¹		2	15	29	68	64	44	5	1				228
Property ²			12	36	56	76	53	8	1				242
Violent ³	1	7	28	63	98	116	86	12	5	1			417
Violent Sex ⁴			2	2			4						8
VOP/VOAC/VOAP ⁵		2	8	25	51	78	41	17	1				223
Grand Total	1	11	65	155	273	334	228	42	8	1			1118

MSO= Most Serious Offense

¹Public Order includes the following additional offenses: Drug selling, Drug use, Weapons violation, and Sex non-violent offenses

²Property includes, but is not limited to: Burglary, Arson, Theft, Criminal Trespass, and Forgery

³Violent includes, but is not limited to: Aggravated Assault, Battery, Murder, Kidnapping, and Voluntary Manslaughter

⁴Violent Sex includes, but is not limited to: Aggravated Child Molestation, Aggravated Sexual Battery, Rape, Sexual Assault, and Aggravated Sodomy

⁵Violation of Probation (VOP) includes Violation of aftercare (VOAC, Violation of an Alternate Plan (VOAP) additional offenses: Status and Traffic offenses



FY2022 YDC Admissions, Releases, and Average Daily Population by Month

YDC FY2022	Month	Monthly Admissions		Monthly Releases		Monthly Average Daily Population
		Number	%Total	Number	%Total	ADP
2021	7	13	4.58%	18	6.57%	236.4
2021	8	27	9.51%	23	8.39%	232.7
2021	9	28	9.86%	26	9.49%	228.9
2021	10	15	5.28%	20	7.30%	238.3
2021	11	22	7.75%	20	7.30%	231.4
2021	12	20	7.04%	33	12.04%	226.5
2022	1	22	7.75%	21	7.66%	217.6
2022	2	34	11.97%	14	5.11%	207.7
2022	3	40	14.08%	25	9.12%	248.5
2022	4	22	7.75%	25	9.12%	248.1
2022	5	8	2.82%	20	7.30%	249.5
2022	6	33	11.62%	29	10.58%	231.6
Totals		284	100%	274	100%	233.6



FY2022 YDC Population by Most Serious Offense, Age, and Gender

Offense Classification Gender: <i>Male</i>	Age									
	13	14	15	16	17	18	19	20	21	Total Males
Public Order ¹		2	4	9	17	17	3	5	1	58
Property ²		6	10	10	19	17	3	2	2	69
Violent ³	1	5	14	30	40	31	29	14	13	177
Violent Sex ⁴	1	3	7	15	14	11	11	8	2	72
VOP/VOAC/VOAP ⁵			2	1		1	1			5
Grand Total	2	16	37	65	90	77	47	29	18	381

Offense Classification Gender: <i>Female</i>	Age										Total Females
	13	14	15	16	17	18	19	20	21		
Public Order ¹		1		1	3	2	1			8	
Property ²		1	1	4	6					12	
Violent ³	2	5	6	10	18	9	1	1	1	53	
Violent Sex ⁴	1				2					3	
Grand Total	3	7	7	15	29	11	2	1	1	76	

MSO= Most Serious Offense

¹Public Order includes the following additional offenses: Drug selling, Drug use, Weapons violation, and Sex non-violent offenses

²Property includes, but is not limited to: Burglary, Arson, Theft, Criminal Trespass, and Forgery

³Violent includes, but is not limited to: Aggravated Assault, Battery, Murder, Kidnapping, and Voluntary Manslaughter

⁴Violent Sex includes, but is not limited to: Aggravated Child Molestation, Aggravated Sexual Battery, Rape, Sexual Assault, and Aggravated Sodomy

⁵Violation of Probation (VOP) includes Violation of aftercare (VOAC, Violation of an Alternate Plan (VOAP) additional offenses: Status and Traffic offenses



Multi-Systemic Therapy (MST)

Services were provided to **151 youth and families** to address environmental systems impacting medium-and high-risk juvenile offenders with lengthy delinquency histories and serious anti-social behavior.



Educational Transition Centers (ETCs) provided academic services to **98** students.

Total Diplomas:



High School Diplomas



GEDs

Youth Tracking Program



provided to
1,123 YOUTH

The division has **78** Community Services Offices and includes the Office of Residential and Community-Based Services and the Office of Re-Entry Services.



DIVISION OF COMMUNITY SERVICES

Servant Mindset



The Office of Residential and Community-Based Service (ORS) provided residential placement services to an average of **164** juvenile justice-involved youth monthly within a total of **55** residential locations statewide.



Georgia Interstate Compact for Juveniles (ICJ) Unit

Processed an average of **265** transfers of supervision cases monthly.

Project Safe Neighborhoods (PSN) - The Office of Reentry Services (ORS) and the U.S. Attorney's Office for the Northern District partnered for the PSN initiative, which works towards reducing the re-offense rate among youth

by providing individual and group mentoring in the community. To date, **39 youth graduated** and **18 youth engaged mentors upon release** (15 boys and 3 girls). This represents a **90 percent success rate**.



The F.R.E.S.H. (Focusing Resources Effectively to Sustain Hope) Start Youth Initiative provides current and former DJJ youth supervised in the community with career opportunities.

- **86** youth were identified with a need for employment
- **36** youth were employed

Of the 36 youth employed there are no documented re-offenses.



DIVISION OF COMMUNITY SERVICES

Servant Mindset

The below charts contain the average daily population, age, gender, and race of youth served by the Division of Community Services.

	Community	RYDC	YDC	Residential	Jail	Total
Placement ADP FY2022	6,824	209	150	109	142	7,434
	91%	3%	2%	2%	2%	100%

Race	Community	RYDC	YDC	Residential	Jail	Grand Total
White	2,764	31	31	44	14	2,884
African-American	3,377	156	106	53	113	3,804
Hispanic	488	13	8	8	10	527
Asian	24	0	0	0	0	24
Native American	1	0	0	0	0	1
Other	170	9	6	4	5	194
Placement ADP FY2022	6,824	209	150	109	142	7,434

Gender

	Community	RYDC	YDC	Residential	Jail	Grand Total
Male	4,659	194	130	90	136	5,208
Female	2,165	16	20	18	7	2,226
Placement ADP FY2022	6,824	209	150	109	142	7,434

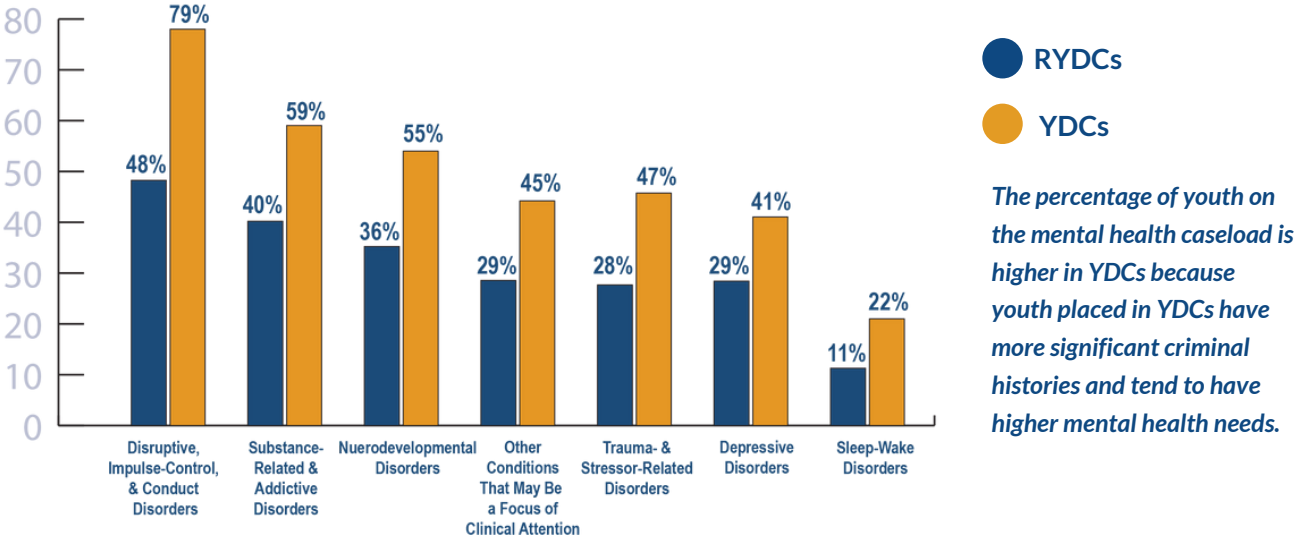
Age Group

	Community	RYDC	YDC	Residential	Jail	Grand Total
Age 14 & Under	1,727	24	4	11	0	1,765
Age 15 & 16	2,586	96	31	48	1	2,762
Age 17 & Older	2,511	89	115	50	141	2,907
Placement ADP FY2022	6,824	209	150	109	142	7,434



Office of Behavioral Health Services

DSM-5 Diagnosis as a Percentage of Youth on Mental Health Caseload: RYDCs and YDCs



Substance Abuse Treatment (Youth Development Campuses)	
222	Youth in YDC identified as having significant SA issues and referred for services.
116	Youth served in substance abuse treatment programs.

	Admissions	Avg. Daily Population	Avg. Daily MH Caseload	Avg. Percent Caseload
Youth Development Campus (YDC)	284	233.6	153	65%
Regional Youth Detention Center (RYDC)	6,111	736.5	362	49%



DIVISION OF TREATMENT AND CARE

Servant Mindset

Office of Health Services



14,936 Sick Calls
6,018 Nurse Health Appraisals
7,342 Chronic Care Visits
5,315 COVID-19 Tests Administered
128 COVID-19 Vaccines Administered
5,768 Physical Exams



5,035 Dental Exams
4,250 Dental Cleanings



The Office of Health Services manages and administers the health services program. The office provides clinical and administrative oversight in medical and dental care, nursing, physician and advance practice providers, pharmacy, laboratory, and radiology services through an inter-agency agreement with **Augusta University Department of Juvenile Health Services.**

TOTAL: 48,792 Health Services Visits



DIVISION OF TREATMENT AND CARE

Servant Mindset

Office of Nutrition and Food Services

**Total Reimbursement*:
\$2,670,861**



**Total Meals Served:
1,113,753**

**Total Snacks Served:
1,102,859**



The United States Department of Agriculture (USDA) Food and Nutrition Service awarded the DJJ Office of Nutrition and Food Services (ONFS) a Gold Turnip the Beet Award for the summer 2021 meal service. The Turnip the Beet Awards recognizes outstanding summer meal program sponsors across the nation who work hard to offer high-quality meals to children during the summer months.

*Total amount of reimbursement funds received from USDA National School Feeding Programs for breakfasts, lunches, and afterschool snacks that meet USDA federal guidelines.



DIVISION OF TREATMENT AND CARE


Servant Mindset

Office of Classification and Transportation

FY 2022 Classification	Number
Screening Packets Reviewed	1,225
Long-term Placements	195
Alternative Placements	712
Short-term Administrative Placements	119
Short-term Placement Court Ordered	597
Secure Probation Sanctions Processed	113
YDC Sex Offenders Processed	53
YDC Substance Abuse Processed	258
Superior Court Youth Processed	24
Superior Court Youth Transferred to Department of Correction	17



The Office of Transportation provided **1,499** safe and secure transports of youth between the 25 secure facilities, medical appointments, interviews, Interstate Compact details, graduations, and dental clinics.



Georgia Preparatory Academy (GPA) is the middle and high school within the school system. There are **29 GPA campuses** across Georgia located in RYDCs, YDCs, and ETCs.

Total Diplomas

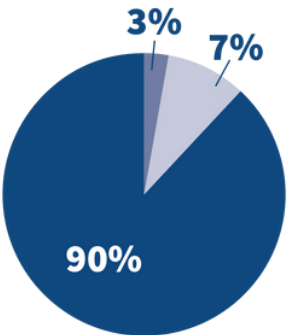


High School Diplomas



GED Diplomas

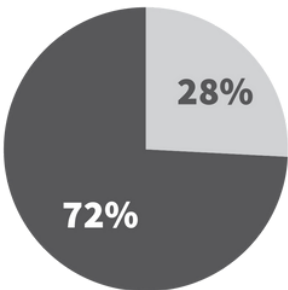
Programs Enrollment



- Pathway to Success = 303
- Connections Graduate Program = 137
- Georgia Preparatory Academy = 3,795

Programs Multiple Enrollment = 4,235

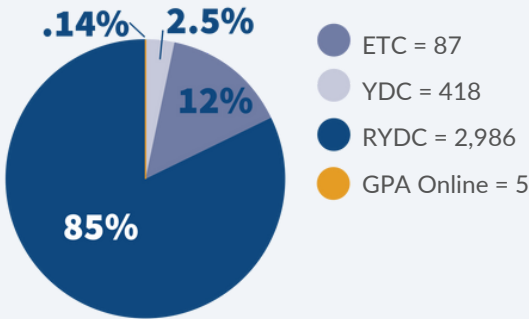
Special Education Enrollment



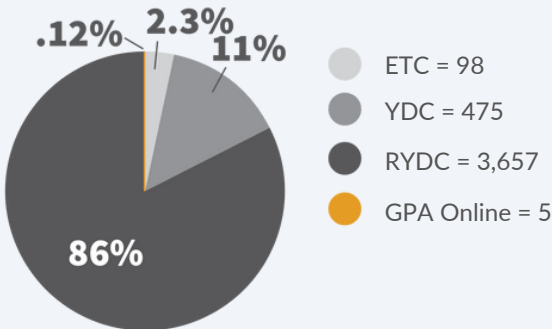
- Special Education = 1,191
- General Education = 3,044



School System Enrollment



Single Enrollment = 3,496



Multiple Enrollment = 4,235

Students earned **14 Technical Certificates of Credit (TCC)** from technical colleges in Georgia in Shampoo Tech, Prep Cook, Microsoft Office Specialist, and Construction.



OFFICE OF PROFESSIONAL DEVELOPMENT AND STANDARDS

Servant Mindset

OFFICE OF COMPLIANCE

The office assisted eight secure facilities with the Prison Rape Elimination Act (PREA) audits. All nine facilities successfully passed the audits.

Facility	Audit Date
Eastman RYDC	Jan. 24-25, 2022
Loftiss RYDC	Jan. 26-27, 2022
Aaron Cohn RYDC	Feb. 7-8, 2022
Terrell RYDC	Feb. 9-10, 2022
Martha K. Glaze RYDC	Feb. 21-22, 2022
Metro RYDC	Feb. 23-24, 2022
Augusta RYDC	March 2-3, 2022
Gainesville RYDC	March 22-23, 2022
Atlanta YDC	April 20-21, 2022

ACA ACCREDITATION

DJJ's efforts to attain The American Correctional Association (ACA) accreditation signifies a critical step to achieving long-term departmental goals by having agency policies aligned with nationally recommended standards.

The following facilities obtained ACA reaccreditation during FY2022:

Macon RYDC	Jan. 8, 2022
Macon YDC	Jan. 8, 2022

OFFICE OF PROFESSIONAL DEVELOPMENT



The HUB is designed to enhance the learning experience and to improve the number and variety of development courses for enhanced professional growth. The Hub streamlines the registration process while tracking staff's training courses and professional development.

250
eLearning
Courses

47
Classroom
and
Blended
Courses



OFFICE OF PROFESSIONAL DEVELOPMENT AND STANDARDS

Servant Mindset

OFFICE OF VICTIM AND VOLUNTEER SERVICES

Under the Georgia Crime Victims' Bill of Rights, victims of crime in Georgia have a right to request to be notified when the person convicted of a crime against them:

- Is released from secure confinement
- Has asked for secure facility passes to the community
- Has escaped or transferred to the Georgia Department of Corrections
- Has violated the electronic release and monitoring program



During FY2022, the office issued
1,655 letters

EMERGENCY MANAGEMENT UNIT

- **100 percent** of Fire & Life Safety Inspections on all DJJ-owned and operated properties.
- **94 percent** of Emergency Management Assessments on all DJJ-operated facilities

296 buildings were inspected. Giving a square footage total of:
2,173,017 square feet



15 Community and facility emergency planners trained in the Emergency Planners & Fire Safety course.







Completed the Federal Emergency Management Agency Pediatrics Emergency Management Response & Planning Certification



The Office of Ombudsman resolved **243 cases**, which included substantiated complaints, inquiries, and referrals.

Case Types	Community	RYDC	YDC	Total
Complaints	14	80	29	123
Inquiries	11	68	21	100
Referrals	15	3	2	20
Total	40	151	52	243

How Received

	Email: 66
	Online: 3
	Phone calls: 159
	In-person: 15



OFFICE OF HUMAN RESOURCES

Hires and Separations

At the end of FY2022, DJJ employed 2,627 full and part-time employees.

During the fiscal year, DJJ hired 1,015 employees and separated 1,138.

JCO Hires and Separations

During FY2022, DJJ hired 459 JCOs and separated 469.

The turnover rate for the entire JCO job class was 73 percent.

The JCO 1 and 2 series turnover rate was 95 percent.

JCO Series Turnover Rate FY22

	Month	Headcount	Terms*	Turn Over Rate
2021	7	788	58	7.36%
2021	8	752	47	6.25%
2021	9	764	43	5.63%
2021	10	744	66	8.87%
2021	11	725	45	6.21%
2021	12	706	48	6.80%
2022	1	688	39	5.67%
2022	2	685	43	6.28%
2022	3	677	32	4.73%
2022	4	683	28	4.10%
2022	5	674	41	6.08%
2022	6	716	40	5.59%
Annual Turnover Rate*				73.57%



FY2022 JCO 1 AND 2 POSITION DATA

JCO 1 & 2 Series Turnover Rate FY22

	Month	Headcount	Terms	Turn Over Rate
2021	July	532	45	8.46%
2021	August	503	41	8.15%
2021	September	517	38	7.35%
2021	October	515	62	12.04%
2021	November	487	39	8.01%
2021	December	471	42	8.92%
2022	January	457	35	7.66%
2022	February	453	39	8.61%
2022	March	444	26	5.86%
2022	April	450	25	5.56%
2022	May	440	34	7.73%
2022	June	477	35	7.34%
Annual Turnover Rate*				95.67%

OFFICE OF GRANTS AND STRATEGIC PLANNING

In FY2022 the Office of Grants applied and was awarded the following grants:

Federal Award: \$126,459

Grantor: The Georgia Criminal Justice Coordinating Council

Federal Award: \$114,780

Grantor: The Georgia Criminal Justice Coordinating Council

Data disclaimers:

Headcounts were captured on the 1st of every reporting month, which includes data from the 1st to the 15th.

*Separations include resignations, dismissals, retirements, deaths, and transfers.



OFFICE OF ENGINEERING



Greenhouse installations at:
Muscogee YDC, Eastman YDC,
and **Dalton RYDC**

Fire alarm upgrades at
Martha K. Glaze RYDC



Locking control upgrades at **Dekalb RYDC,**
Macon RYDC, Marietta RYDC,
Bob Richards RYDC, Dalton RYDC, and
Atlanta YDC

DJJ began supervising construction
of a **new shelter** in Gwinnett
County for sexually exploited youth



OFFICE OF TECHNOLOGY AND
INFORMATION SERVICES

OTIS Key Annual Metrics:

9,620

Internal
work orders
completed

1,858

Network
forms
completed

15,400


GTA Service
Requests
Completed

43

JTS
Enhancements
Completed



OFFICE OF BUILDING AND REAL ESTATE



Renegotiated **14** leases
Completed **72** lease renewals

OFFICE OF PROPERTY MANAGEMENT

- Launched a **cloud version of WASP**, which houses Local Inventory
- Co-hosted **virtual training** with DOAS Fleet Management and Risk Management



PROJECT MANAGEMENT OFFICE

The PMO guided **six projects** to completion, including:



Expansion of the **Axon Body-Worn Camera program**



Development of a new **Surplus Inventory Clearance** application

Implementation of **GOSA WIFI** for all classrooms



The FY2022 Annual Report Team would like to thank everyone who contributed their time, energy, and enthusiasm to this endeavor. Also, we are very grateful for the advice and support from our partners at Kennesaw State University.



Georgia Department of Juvenile Justice

3408 Covington Highway
Decatur, Georgia 30032

Main Number: 404-508-6500

Fax Number: 404-508-7289

publicaffairs@djj.state.ga.us

<http://djj.georgia.gov/>



@GeorgiaDJJ