



Georgia Department of  
Juvenile Justice



# ANNUAL REPORT

# FY2025

*TOGETHER WE CAN*

## FACT BOOK

**Brian P. Kemp**  
Governor

**Sandra Heath Taylor**  
Chair, Board of Juvenile Justice

**Shawanda Reynolds-Cobb**  
Commissioner

# TABLE OF CONTENTS

***TOGETHER WE CAN***

The Mission .....	3
What DJJ Does and Why it is Important .....	4
A Brief Look at FY2025 Accomplishments .....	5
Division of Financial Services .....	6
Division of Secure Facilities .....	7
Division of Community Services .....	13
DJJ School System .....	17
Division of Administrative Services .....	19



# THE MISSION

The Georgia Department of Juvenile Justice (DJJ) transforms young lives by providing evidence-based rehabilitative treatment services and supervision, strengthening the well-being of youth and families, and fostering safe communities.



## CULTURE

The DJJ Culture Wheel represents the agency's values and reinforces the commitment we have to our employees and the youth in our care. Each spoke of the DJJ Culture Wheel represents a different aspect important to the success of the agency.

**TOGETHER WE CAN**



## INVERTED PYRAMID

The Inverted Pyramid displays DJJ's core values and emphasizes that the department's most important objective is to focus on youth, families, communities, and the frontline workers and administrative support staff serving them daily.



# WHAT DJJ DOES AND WHY IT'S IMPORTANT

*TOGETHER WE CAN*

The Georgia Department of Juvenile Justice is a multi-faceted agency that serves the state's youthful offenders' needs up to the age of 21.



**3,951**

Authorized  
Positions



**25**

Secure  
Facilities



**79**

Community  
Service Offices



# A BRIEF LOOK FY2025 ACCOMPLISHMENTS

*TOGETHER WE CAN*

DJJ's dedicated employees strive to demonstrate the change necessary to create and sustain an agency culture that values accountability, integrity, security, superior performance, ongoing personal growth, intellectual curiosity, innovation, teamwork, and leadership in staff and the young people in the agency's facilities and programs. Here is a brief look at the Department's accomplishments in FY2025.



DJJ completed a transformative **\$35million, 20-month renovation of the Augusta Youth Development Campus (YDC)**, accomplished while maintaining full facility operations and prioritizing safety.



**DJJ School System** youth earned:

**29 high school diplomas**

**39 GED diplomas**

**48 technical certificates of credit**



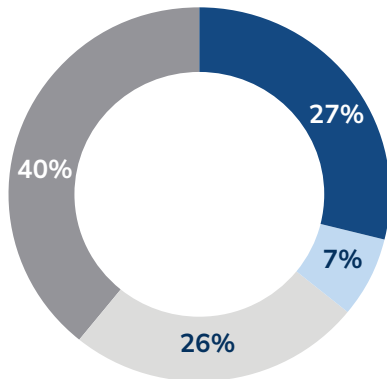
**The Division of Community Services** provided residential placement services to an average of **92 youth monthly in 37 residential locations statewide.**



# DIVISION OF FINANCIAL SERVICES

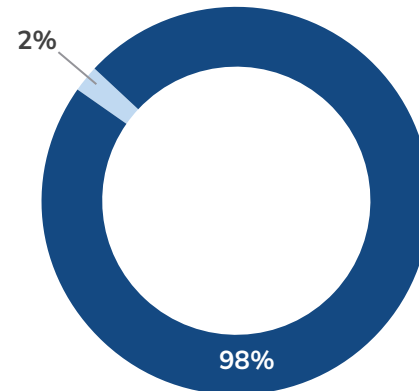
**TOGETHER WE CAN**

**FY2025 BUDGET BY PROGRAM**  
**\$394,905,889**



<span style="display:inline-block; width:15px; height:15px; background-color:#1a3d54; border:1px solid #1a3d54;"></span> Community Services:	\$105,845,877
<span style="display:inline-block; width:15px; height:15px; background-color:#a6c9e6; border:1px solid #1a3d54;"></span> Department Administration:	\$28,578,262
<span style="display:inline-block; width:15px; height:15px; background-color:#c0c0c0; border:1px solid #1a3d54;"></span> Secure Commitment (YDCs):	\$101,388,703
<span style="display:inline-block; width:15px; height:15px; background-color:#666666; border:1px solid #1a3d54;"></span> Secure Detention (RYDCs):	\$159,093,047
<b>Total Funds:</b>	<b>\$394,905,889</b>

**BUDGET BY FUNDING SOURCE**  
**\$394,905,889**



<span style="display:inline-block; width:15px; height:15px; background-color:#1a3d54; border:1px solid #1a3d54;"></span> State Funds:	\$388,064,187
<span style="display:inline-block; width:15px; height:15px; background-color:#a6c9e6; border:1px solid #1a3d54;"></span> Federal Funds:	\$6,586,702
<span style="display:inline-block; width:15px; height:15px; background-color:#c0c0c0; border:1px solid #1a3d54;"></span> Other Funds:	\$255,000
<b>Total Funds:</b>	<b>\$394,905,889</b>



# DIVISION OF SECURE FACILITIES

**TOGETHER WE CAN**

## DJJ SECURE FACILITY TYPE

	Regional Youth Detention Center	Youth Development Campus
Duration	Short-term	Long-term
Reason for Stay	Pre-adjudicated, Awaiting Placement, Superior Court – awaiting trial	Post-adjudicated, Designated Felon, Superior Court – awaiting transfer
Average Age of Youth	15/16 years of age	17+ years of age
Average Length of Stay	72 days	165 Days
Total Bed Capacity	1084	301
Average Daily Population (FY25)	940	169



# DIVISION OF SECURE FACILITIES

**TOGETHER WE CAN**

## FY2025 RYDC MONTHLY ADMISSIONS, RELEASES, AND AVERAGE DAILY POPULATION

RYDC Admissions	
Month	Admissions
July	521
August	618
September	860
October	818
November	617
December	510
January	499
February	590
March	612
April	684
May	629
June	606
<b>TOTAL ADMISSIONS</b>	<b>7564</b>

RYDC Releases	
Month	Admissions
July	622
August	548
September	807
October	806
November	675
December	587
January	466
February	586
March	577
April	690
May	634
June	638
<b>TOTAL RELEASES</b>	<b>7636</b>

Average Daily Population (ADP)	
Month	ADP
July	955
August	937
September	992
October	1032
November	990
December	952
January	913
February	862
March	945
April	951
May	968
June	895
<b>ADP FY25</b>	<b>940</b>



# DIVISION OF SECURE FACILITIES

**TOGETHER WE CAN**

## FY2025 YDC MONTHLY ADMISSIONS, RELEASES, AND AVERAGE DAILY POPULATION

YDC Admissions	
Month	Admissions
July	37
August	19
September	11
October	22
November	12
December	14
January	20
February	8
March	8
April	21
May	7
June	43
<b>TOTAL ADMISSIONS</b>	<b>222</b>

YDC Releases	
Month	Admissions
July	20
August	20
September	19
October	18
November	15
December	15
January	25
February	14
March	16
April	15
May	17
June	20
<b>TOTAL RELEASES</b>	<b>214</b>

Average Daily Population (ADP)	
Month	ADP
July	177
August	187
September	176
October	178
November	175
December	178
January	174
February	154
March	161
April	156
May	160
June	157
<b>ADP FY25</b>	<b>169</b>



# DIVISION OF SECURE FACILITIES

**TOGETHER WE CAN**

## OFFICE OF BEHAVIORAL HEALTH SERVICES

Below is a table with the top ten Mental Health Diagnoses in both RYDCs and YDCs by juvenile count and percentage.

### SECURE FACILITIES

Diagnosis	Combined	
	Count	Percentage
Disruptive, Impulse-Control, and Conduct Disorders	1156	68%
Substance-Related and Addictive Disorders	888	53%
Neurodevelopmental Disorders	1010	52%
Trauma- and Stressor-Related Disorders	731	44%
Depressive Disorders	567	39%
Other Conditions That May Be a Focus of Clinical Attention	580	34%
Sleep-Wake Disorders	272	15%
Anxiety Disorders	184	11%
Bipolar and Related Disorders	161	8%
Schizophrenia Spectrum and Other Psychotic Disorders	91	6%
<b>TOTAL</b>	<b>5640</b>	

The table below displays the number and percentage of youth placed on the Mental Health Caseload in the RYDCs, YDCs and the combined total.

	RYDC	YDC	Total
Number placed on MH caseload following assessment	2,300	118	2,418
Percent placed on MH caseload following assessment	66%	66%	66%
Average Daily Population	940	169	1,109
Average Daily MH Population	546	134	680
Percent Daily MH Population	58%	79%	61%



# DIVISION OF SECURE FACILITIES

**TOGETHER WE CAN**

## OFFICE OF BEHAVIORAL HEALTH SERVICES

The Office of Behavioral Health Services (OBHS) manages and administers the behavioral health services programs all 25 DJJ secure facilities. Services include mental health assessments, general counseling and case management, sexually harmful behaviors treatment, and substance abuse treatment. All services offered to youth adhere to current best practices and meet the youth’s identified needs in DJJ secure facilities, utilizing evidence-based interventions. Services are driven through individualized treatment and service plans that are developed for each youth.

<input checked="" type="checkbox"/> Individual Counseling Sessions  <b>24,555</b>	<input checked="" type="checkbox"/> Group Counseling Sessions  <b>23,036</b>	<input checked="" type="checkbox"/> Family Contacts  <b>22,228</b>	<input checked="" type="checkbox"/> Help Requests  <b>9,860</b>
<input checked="" type="checkbox"/> Completed Mental Health Screenings  <b>5,859</b>	<input checked="" type="checkbox"/> Completed Psychodiagnostic Evaluations  <b>7,995</b>	<input checked="" type="checkbox"/> Completed Assessments  <b>20,946</b>	




# DIVISION OF SECURE FACILITIES

**TOGETHER WE CAN**


## OFFICE OF HEALTH SERVICES

 **11,038**  
Sick Calls

 **8,144**  
NurseHealth  
Appraisals

 **9,484**  
Discharge  
Assessments


 **8,044**  
ChronicCare  
Visits


 **7,219**  
Physical  
Exams

 **19,844**  
Vaccines  
Administered

 **408**  
Eyeglasses  
Dispensed

 **58,091**  
HealthServices  
Visits

 **5,621**  
Dental Exams

 **6,542**  
Dental Cleanings



# DIVISION OF COMMUNITY SERVICES

**TOGETHER WE CAN**

The Division of Community Services is responsible for intake, case management, probation, detention planning, residential care, reentry services, and aftercare supervision. Intake is the entry point at which a youth is either diverted from or formally processed into the juvenile justice system.

**CIVICS Academy** is an online eLearning company designed to provide highly effective, data-driven solutions to judicial systems. The program promotes information retention, fosters effective partner communication and responsible citizenship, mitigates the risk of reoffending, and genuinely transforms behavioral choices.

The **CIVICS Academy** program served 2,427 youth and has an 80 percent completion rate. The program provided 31 parenting courses statewide to the legal guardians of supervised youth and was offered to 22 Spanish-speaking participants.



## **Educational Transition Centers (ETC)**

Located in Bibb, Chatham and Muscogee counties, ETCs provided an alternative educational setting for youth who are expelled or suspended from public school. The ETCs provided academic services to 126 students, of which five students completed their GED diploma and seven students earned a high school diploma.

**The Only Person U Cheat is U (TOPUCU)** group sessions facilitated by trained DJJ Case Managers assist youth with a transformative journey designed to reshape thinking and personal actions. TOPUCU empowers youth with Seven Life Transforming Principles, providing a roadmap for personal development and success. DJJ-led group sessions were provided to 59 youth with an 80 percent completion rate.

**Georgia Interstate Compact for Juveniles (ICJ)** Unit processed an average of 347 transfers of supervision cases monthly.



# DIVISION OF COMMUNITY SERVICES

**TOGETHER WE CAN**

**The Office of Residential and Community-Based Service (ORCBS)** provided residential placement services to an average of 92 youth monthly in 37 residential locations statewide.

**Youth Tracking Program (YTP)** provided 1,634 youth with intensive surveillance and monitoring, allowing juvenile offenders to remain at home pending further court action. The program has an 84 percent completion rate.

**Multi-Systemic Therapy (MST)** Services were provided to 210 youth and families to address environmental systems impacting medium-and high-risk juvenile offenders with lengthy delinquency histories and serious anti-social behavior. The program has an 84 percent completion rate.

**Functional Family Therapy (FFT)** provided 154 youth with short-term family counseling in the home. Seventy-three percent of families completed the program.

**Aggression Replacement Therapy (ART)** Group-based intervention that addresses aggression and violence by improving moral reasoning and social skill competency. The therapy was provided to 34 youth with an 88 percent completion rate.



**Thinking for a Change (T4C)** Group-based intervention that addresses the criminogenic thinking of offenders by developing problem-solving and social skills. The program was provided to 135 youth with a 77 percent completion rate.



# DIVISION OF COMMUNITY SERVICES

**TOGETHER WE CAN**

## MONTHLY AVERAGE DAILY POPULATION (SINGLE AND HIGHEST MULTIPLE PLACEMENTS)

The charts below contain the average daily population, age, gender, and race of youth served by the Division of Community Services.

### Average Daily Population by Gender

Gender	Community	Jail	RYDC	YDC	Residential	Total	
Female	2,759	6	25	31	18	2,839	28%
Male	6,319	144	523	106	75	7,168	72%
<b>TOTAL</b>	<b>9,078</b>	<b>150</b>	<b>548</b>	<b>137</b>	<b>92</b>	<b>10,006</b>	100%
Percentage	91%	2%	5%	1%	1%	100%	



# DIVISION OF COMMUNITY SERVICES

**TOGETHER WE CAN**

Average Daily Population by Race

Race	Community	Jail	RYDC	YDC	Residential	Total	
African American	5,039	128	431	93	46	5,742	57%
Asian	19	—	1	—	—	20	0%
Hispanic	735	12	37	12	7	804	8%
Native American	3	—	—	—	—	3	0%
Other	202	4	3	2	3	214	3%
White	3,076	5	74	30	37	3,223	32%
<b>TOTAL</b>	<b>9,074</b>	<b>150</b>	<b>547</b>	<b>137</b>	<b>92</b>	<b>10,006</b>	<b>100%</b>

Average Daily Population by Age Group

Age Group	Community	Jail	RYDC	YDC	Residential	Total	
Age 14 & Under	1,925	—	45	1	15	1,986	20%
Age 15 & 16	3,434	—	241	26	37	3,738	37%
Age 17 & Over	3,719	150	263	110	41	4,282	43%
<b>TOTAL</b>	<b>9,078</b>	<b>150</b>	<b>548</b>	<b>137</b>	<b>92</b>	<b>10,006</b>	<b>100%</b>

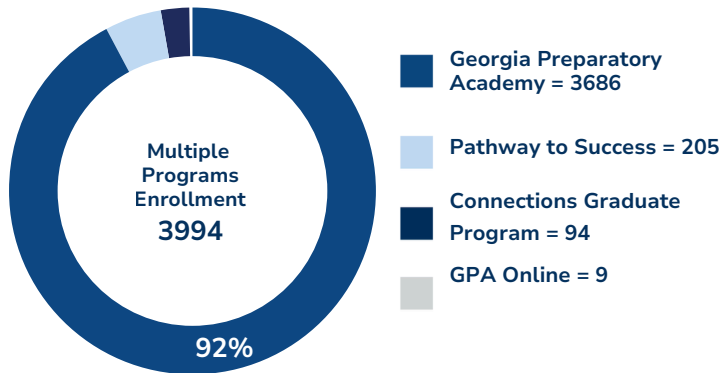


# DJJ SCHOOL SYSTEM

**TOGETHER WE CAN**


## PROGRAMS ENROLLMENT

School Year 2024-2025



## SCHOOL YEAR 2024-2025 GRADUATES & CERTIFICATES

School Year 2024-2025

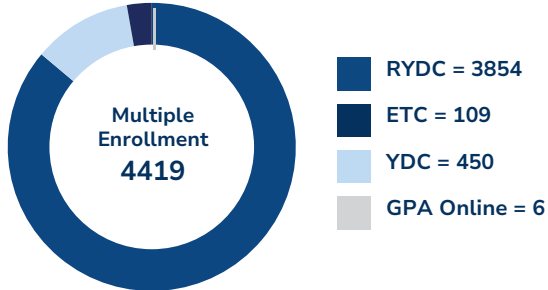
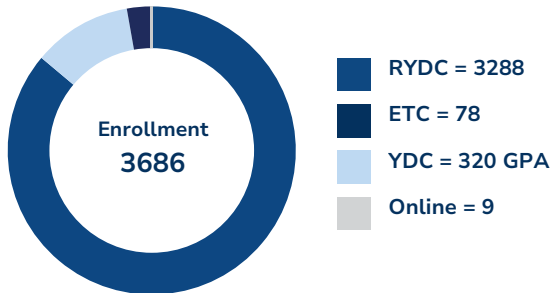


# DJJ SCHOOL SYSTEM

**TOGETHER WE CAN**

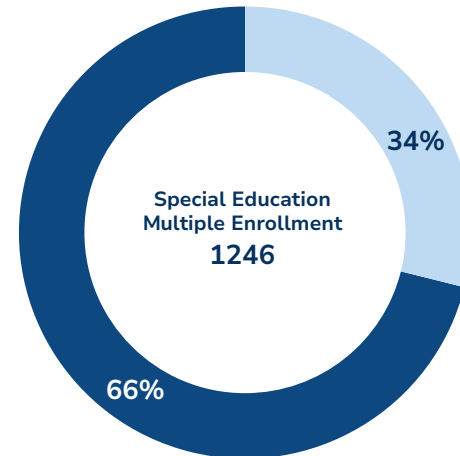
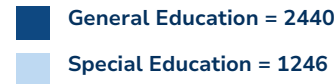
## SCHOOL SYSTEM ENROLLMENT

School Year 2024-2025



## SPECIAL EDUCATION ENROLLMENT

School Year 2024-2025



# DIVISION OF ADMINISTRATIVE SERVICES

**TOGETHER WE CAN**

## OFFICE OF HUMAN RESOURCES

### HIRES AND SEPARATIONS


DJJ hired 890 employees and separated 838.

### JCO HIRES AND SEPARATIONS FY25

JCO 1, 2, and 3 Hires: 500 JCO 1, 2, and 3 Separations: 431

### JCO Series Turnover Rate FY2025

FY2025	JCO 1, 2, & 3		
	Average Headcount	Terms	Turnover Rate
July	541	38	7.02%
August	557	29	5.21%
September	570	30	5.26%
October	603	28	4.64%
November	624	30	4.81%
December	615	30	4.88%
January	609	33	5.42%
February	598	30	5.02%
March	577	30	5.20%
April	585	38	6.50%
May	574	41	7.14%
June	564	40	7.09%
<b>TOTAL</b>	<b>585</b>	<b>397</b>	<b>68.19%</b>



\*Agency turnover for JCOs increased from FY24 with 65.6% to FY25 with 68.19%





**TOGETHER WE CAN**



## Georgia Department of Juvenile Justice

3408 Covington Highway  
Decatur, GA 30032 US

Main Number: 404-508-6500

Email: [publicaffairs@djj.state.ga.us](mailto:publicaffairs@djj.state.ga.us)

Website: [djj.georgia.gov](http://djj.georgia.gov)

Follow DJJ on social media:



@GeorgiaDJJ

*The FY2025 Annual Report Team would like to thank everyone who contributed their time, energy, and enthusiasm to this endeavor. Also, we are very grateful for the advice and support from our partners at Kennesaw State University.*